

As illustrated below, this kit consists of:

2-55077 5 Gallon Plastic Fuel Tank	Qty: 1
2-65503 Fuel Hose (3/16")	Qty: 1
2-50853 Fuel Hose Clamp	Qty: 3
2-50163 5/16 x 3/4 Bolt	Qty: 3
2-50703 5/16 Lock Washer	Qty: 3
2-50706 5/16 Fender Washer	Qty: 3
2-18187 Throttle Linkage Guard	Qty: 1
2-50087 1/4 x 1 Bolt	Qty: 3
2-50001 1/4 Nylock Nut	Qty: 3
2-50715 1/4 Flat Washer	Qty: 3
2-65502 Fuel Line Coupler 1/4 x 3/16	Qty: 1

TOOLS REQUIRED

1/2" Socket and ratchet
7/16" Socket and ratchet

5 GALLON FUEL TANK CONVERSION (2-55082)

This kit is **ONLY** used on full size UTVs with a Kohler 277cc




Fig. 2




Fig. 3

Procedure:

- 1 Removing the three bolts, shown below in figure 1 to remove the small fuel tank. Then disconnect the fuel line from the tank.




Fig. 1

- 2 Install the 5 gallon tank to the frame using the supplied hardware as shown in figure 2.
- 3 Install the throttle linkage guard in place of the old fuel tank using the supplied hardware as shown in figure 3.

- 4 Secure the 3/16" fuel line to the 5 gallon tank with one of the supplied hose clamps. Use the last two hose clamps and the fuel line coupler to connect the 3/16" fuel line to the existing 1/4" fuel line as shown in figure 4.




Fig. 4