

5210 FUN-KART ENGINE DRIVE BELT

TSB165

PREPARED BY: Anthony Musco

DATE: 10 July 2014

Models affected: 5210 units assembled prior to 7/3/2014.

Your American SportWorks Customer Service Representative can identify the assembly date using your 5210 FunKart's VIN.

Description of problem: The performance of the torque converter drive system of the 5210 FunKart can be improved by using a new, longer drive belt.

Identifying the issue: Look at the part number noted on the belt. If the part number is 5959 as shown in figure 1, this Technical Service Bulletin applies.




fig. 1

Solution: Replace 5959 belt with the 14704 belt.

Procedure:

1. Remove the belt guard and then the belt with part number 5959.
2. Inspect all components to determine if any other items need to be repaired or replaced and do so as necessary. Inspect the driven pulley to make certain all buttons are present (quantity of 6) and the two halves of the pulley are indexed correctly as shown in figures 3 and 4.
3. Confirm the distance from the center of the engine output shaft to the center of the jackshaft. This distance should be 180 mm / 7.1" as shown in figure 5.
4. Check the alignment of the fixed sheaves of the driver and driven pulley using a straightedge as shown in figure 2. Adjust the driver out board, if needed, by installing a 3/4" washer behind the driver.
5. Install the 14704 belt with the "flat" side toward the engine / beveled side away from the engine.
6. Before riding confirm check that all the bolts are tight and that the belt guard has been reinstalled.




fig. 2



fig. 3




fig. 4




fig. 5