

400 SERIES THROTTLE LEVER TENSION

 Estimated completion time **15 minutes**

technical service bulletin	prepared by	date
TSB168	Bryan King	26 June 2015

! WARNING

BEFORE performing this procedure:

- Engine must be off
- Engine must be cool
- Do not start unit if it does not pass step 6 of this procedure

MODELS AFFECTED: LANDMASTER 400, TRAILWAGON 400, CHUCKWAGON 400 powered by a Honda 390cc engine between the following Product Identification Numbers (PIN):

STARTING NUMBER	A4P... A24835 (last 6 characters)	ENDING NUMBER	A4P... A26806 (last 6 characters)
------------------------	---	----------------------	---

DESCRIPTION OF PROBLEM: Throttle may not fully retract to idle position.

SOLUTION: Tension nut adjustment.

TOOLS REQUIRED: a. Colored paint marker or marker (visible on zinc surface).
b. 10mm socket, ratchet and 6" extension.

PROCEDURE:

1. From the back of the vehicle, locate the throttle tension nut between the muffler and air cleaner (see figure 1).




fig. 1

2. Using the 10mm socket and ratchet, tighten the nut until it is snug on the threaded post. This will ensure a consistent starting position for the procedure.

3. With the nut snug, **MARK** the flange of the nut and tabbed bracket beneath with a line using the paint marker as shown in figure 2.




fig. 2

4. Using the 10mm socket and ratchet, loosen the nut until the line on nut has rotated back to the starting position. This rotation will be **ONE** full turn (see figure 3).




fig. 3

5. Validate the proper throttle tension by:

a. Fully depressing the vehicle throttle pedal then **VERY SLOWLY** releasing the pedal to the return position as shown in figure 4.




fig. 4

b. With pedal back at the return position, attempt to push the engine throttle lever towards the front of the vehicle as seen in figure 5. Proper adjustment will result in the engine throttle lever at its full **IDLE** position against the stop and no further movement will be noted.



fig. 5

6. Repeat step 5 two additional times to ensure a consistent result.

7. IF the engine throttle lever does not return to the **IDLE** position in **ANY** of the three tests, repeat steps 1 - 5 above.

8. IF steps 1 through 6 do not resolve the issue, call ASW customer service at 800-293-0795 and reference TSB168.